

Signify Classified - Internal
Cooper Lighting Solutions Photometric Lab
1121 Highway 74 South
Peachtree City, GA 30269



Scaled data based on original data using
LM-79-08 Approved Method: Electrical and Photometric Measurements of Solid-
State Lighting Products

Test Report Prepared for
Cooper Lighting Solutions
(formerly Eaton)

Brand: INVUE

Report Number: P880261

Luminaire Tested: **EMM2-HSN-VA6-730-U-WT4**

Issue Date: 10/01/2024



Test Information

Test Method: LM-79-08
Report Number: P880261
Test Lab: INNOVATION CENTER(G3)
Issue Date: 10/01/2024
Manufacturer: COOPER LIGHTING SOLUTIONS (FORMERLY EATON)
Product Line: INVUE
Catalog Number: EMM2-HSN-VA6-730-U-WT4
Description: EPIC MODERN SHORT HOUSING 6W 70CRI 3000K VISUAL COMFORT FIXTURE w/
DRIVE LANE TYPE IV DISTRIBUTION OPTIC
Light Source: (1) 3000K CCT, 70 CRI LEDS
Ballast/Driver: ELECTRONIC DRIVER

Summary

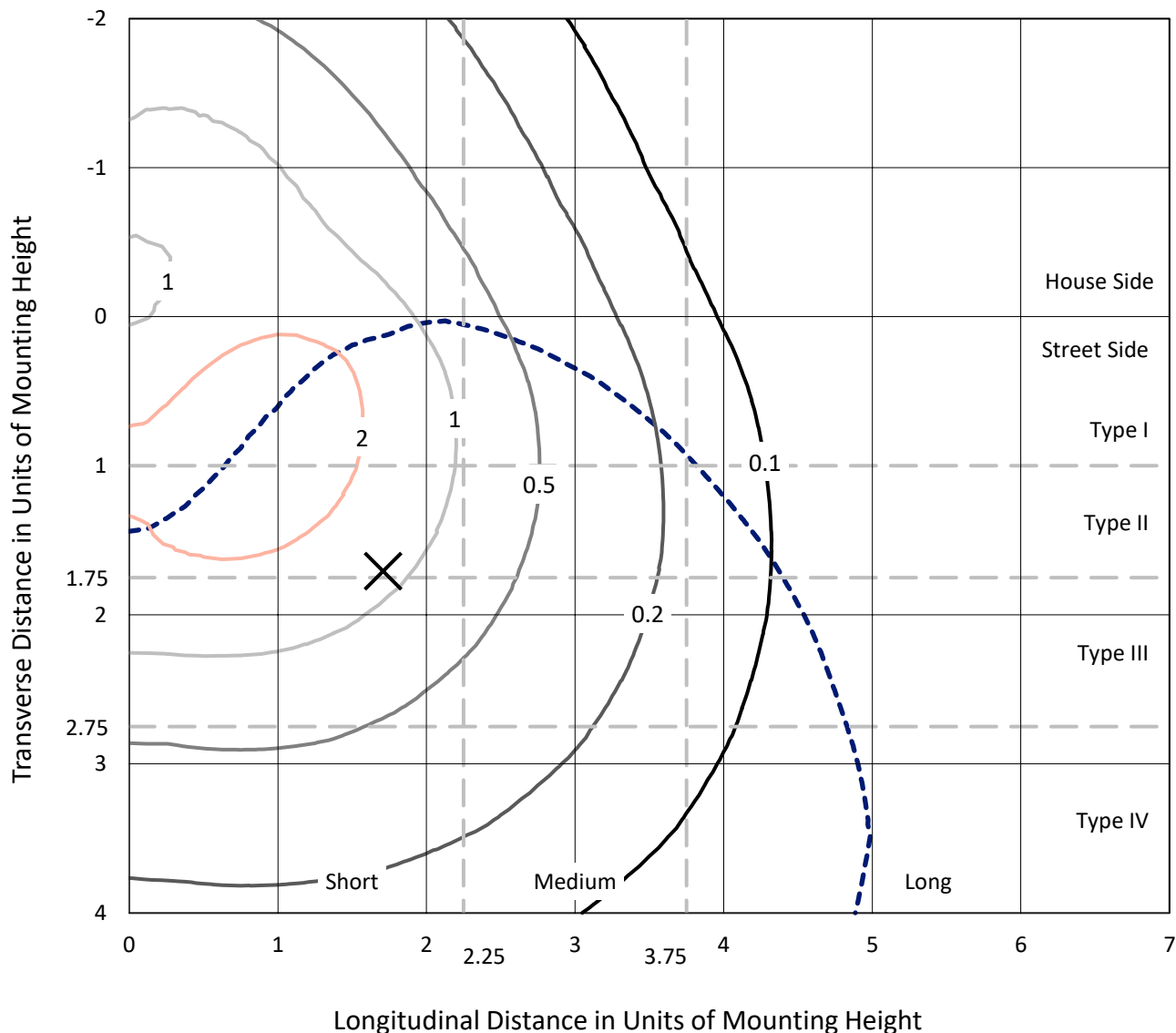
Lumens per Lamp: N/A
Luminaire Lumens: 9162.3 lumens
Efficiency: N/A
Efficacy: 86.4 lumens/watt
Luminous Opening: Circular (Dia: 1.12' x H: 0')
IES Classification: Type IV - Short
BUG Rating: B3 - U0 - G4

Input Watts (W): 106
Input Voltage (V): 120
Input Current (Ain): NR
Voltage Rise (V): NR
Power Factor: 0.99
Total Harmonic Distortion (THDi): 5%
Frequency (hertz): 60
Stabilization Time: NR
Operation Time: NR
Ambient Temperature (°C): NR
Test Distance: 24 FT

REPORT NUMBER: P880261
 CATALOG NUMBER: EMM2-HSN-VA6-730-U-WT4

Iso-Footcandle Lines of Horizontal Illumination

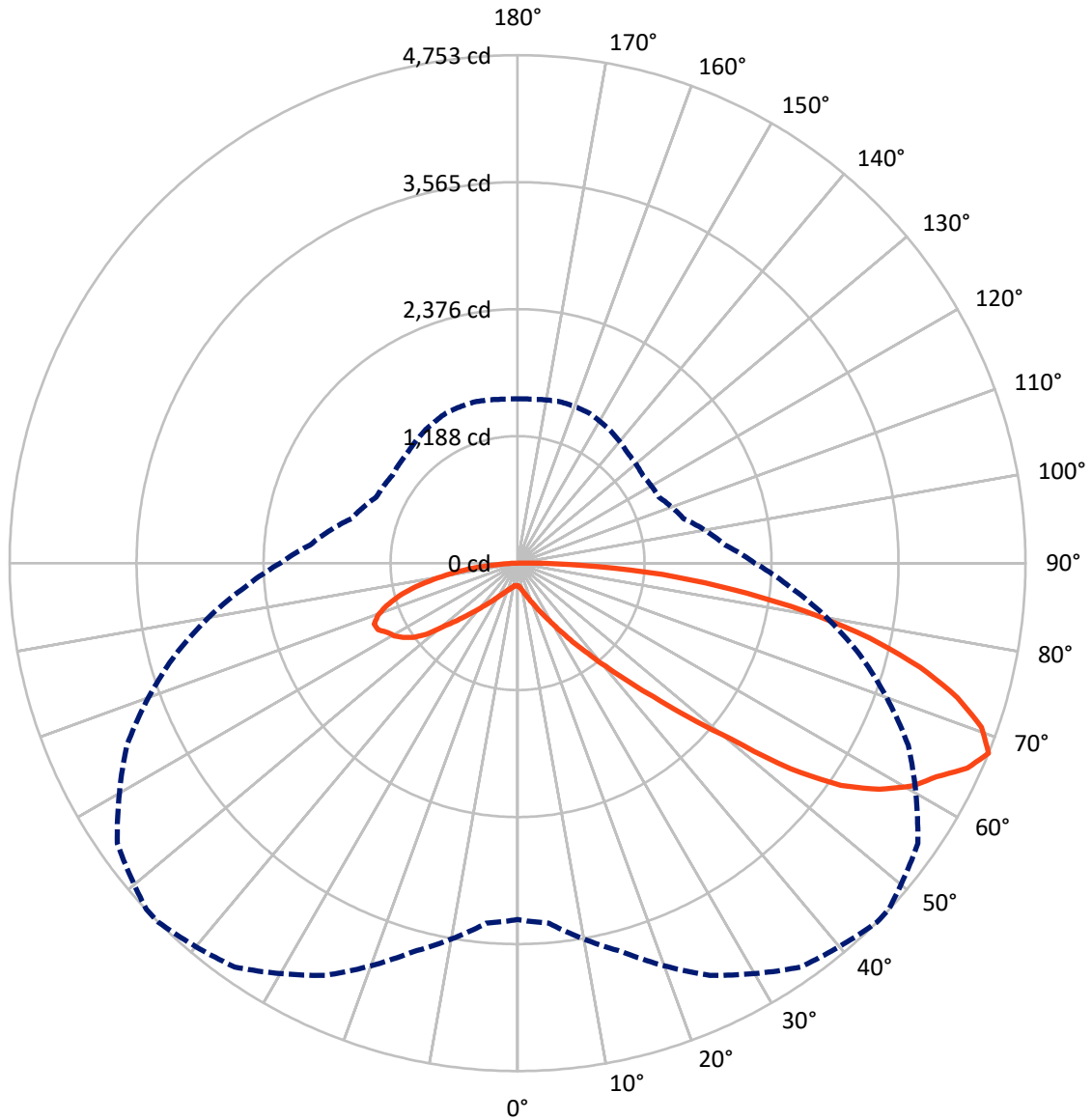
✕ Max cd
 - - - 1/2 Max cd



Based on 15 foot mounting height. Maximum calculated value = 3.2 fc
 Type IV - Short - N/A

REPORT NUMBER: P880261
CATALOG NUMBER: EMM2-HSN-VA6-730-U-WT4

Luminous Intensity Polar Plot



— Vertical Plane Through 45-Deg Lateral - - - Horizontal Cone Through 67.5-Deg Vertical

REPORT NUMBER: P880261
 CATALOG NUMBER: EMM2-HSN-VA6-730-U-WT4

FLUX DISTRIBUTION:

		Downward	Upward	Total
House Side	Lumens	2715.4	0.0	2715.4
	% Fixture	29.6	0.0	29.6
Street Side	Lumens	6446.9	0.0	6446.9
	% Fixture	70.4	0.0	70.4
Total	Lumens	9162.3	0.0	9162.3
	% Fixture	100.0	0.0	100.0

Coefficient of Utilization

ZONAL LUMENS:

Zone	Lumens	% Fixture
0°-10°	21.7	0.2
10°-20°	81.5	0.9
20°-30°	192.0	2.1
30°-40°	421.1	4.6
40°-50°	916.8	10.0
50°-60°	1883.7	20.6
60°-70°	2653.9	29.0
70°-80°	2253.1	24.6
80°-90°	738.4	8.1
90°-100°	0.0	0.0
100°-110°	0.0	0.0
110°-120°	0.0	0.0
120°-130°	0.0	0.0
130°-140°	0.0	0.0
140°-150°	0.0	0.0
150°-160°	0.0	0.0
160°-170°	0.0	0.0
170°-180°	0.0	0.0
0°-90°	9162.3	100.0
0°-180°	9162.3	100.0



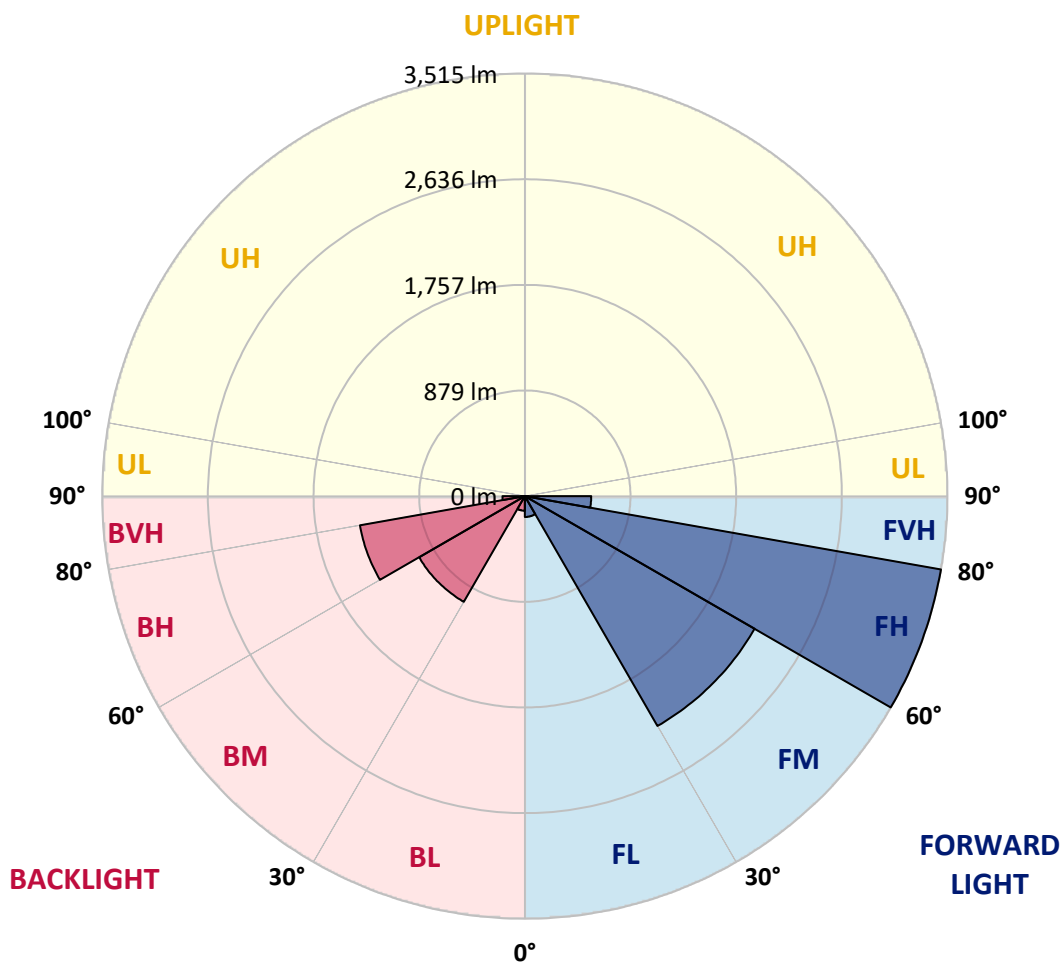
REPORT NUMBER: P880261
 CATALOG NUMBER: EMM2-HSN-VA6-730-U-WT4

LUMINAIRE CLASSIFICATION SYSTEM LUMEN TABLE AND BUG RATING:

Zone	Lumens	% Fixture	Zone Rating/Lumen Limit		
			B	U	G
FL (0°-30°)	173.4	1.9			
FM (30°-60°)	2206.7	24.1			
FH (60°-80°)	3514.6	38.4			G2/5000
FVH (80°-90°)	552.2	6.0			G4/750
BL (0°-30°)	121.9	1.3	B1/500		
BM (30°-60°)	1014.9	11.1	B2/2500		
BH (60°-80°)	1392.4	15.2	B3/2500		G3/2500
BVH (80°-90°)	186.2	2.0			G2/225
UL (90°-100°)	0.0	0.0		U0/0	
UH (100°-180°)	0.0	0.0		U0/0	

BUG Rating: B3-U0-G4

Type IV Short





REPORT NUMBER: P880261

CATALOG NUMBER: EMM2-HSN-VA6-730-U-WT4

CANDELA DISTRIBUTION (FULL):

	0°	5°	15°	25°	35°	45°	47°	55°	65°	75°	85°
0°	211.6	211.6	211.6	211.6	211.6	211.6	211.6	211.6	211.6	211.6	211.6
2.5°	218.1	217.2	218.1	218.1	218.1	217.2	217.2	217.2	216.2	215.3	214.4
5°	231.2	231.2	231.2	230.3	230.3	228.4	228.4	227.5	225.6	223.7	221.9
7.5°	249.0	248.1	248.1	247.1	246.2	244.3	243.4	242.5	238.7	235.9	232.2
10°	270.5	270.5	269.6	267.7	267.7	263.1	264.0	262.1	257.4	251.8	245.3
12.5°	296.8	296.8	294.9	294.9	293.0	289.3	288.3	285.5	280.8	271.5	264.0
15°	325.8	325.8	327.6	325.8	323.9	319.2	319.2	315.5	305.2	297.7	286.5
17.5°	362.3	357.6	360.4	359.5	359.5	356.7	353.9	349.2	340.7	327.6	313.6
20°	399.7	400.7	397.9	400.7	401.6	397.9	397.9	392.2	380.1	364.2	341.7
22.5°	446.5	446.5	440.9	448.4	453.1	450.3	449.3	438.1	423.1	401.6	379.1
25°	495.2	493.3	502.7	504.6	514.9	513.9	513.0	502.7	480.2	454.0	419.4
27.5°	550.4	553.2	571.0	575.7	586.0	585.1	584.1	572.9	548.6	513.0	468.1
30°	618.8	622.5	639.4	655.3	673.1	674.9	673.1	663.7	628.1	581.3	530.8
32.5°	698.3	708.6	725.5	752.6	775.1	785.4	787.3	770.4	730.2	668.4	601.9
35°	806.9	798.5	821.9	866.8	904.3	924.9	924.0	901.5	857.5	778.9	684.3
37.5°	913.7	910.8	947.4	1006.3	1056.9	1073.7	1078.4	1063.4	1007.3	903.4	792.0
40°	1025.1	1048.5	1090.6	1158.9	1233.8	1269.4	1272.2	1250.7	1173.9	1056.9	909.9
42.5°	1170.2	1193.6	1246.9	1331.2	1439.8	1498.7	1502.5	1478.1	1385.5	1233.8	1052.2
45°	1353.6	1366.7	1422.9	1551.2	1690.6	1785.2	1812.3	1782.4	1668.2	1457.5	1229.1
47.5°	1551.2	1551.2	1642.9	1812.3	2023.0	2147.5	2168.1	2140.9	1970.5	1716.8	1426.6
50°	1771.1	1772.1	1918.1	2160.6	2426.4	2581.8	2597.7	2532.2	2326.3	1980.8	1627.9
52.5°	1999.6	2023.9	2237.3	2604.3	2961.0	3198.7	3214.6	3138.8	2864.5	2359.0	1842.3
55°	2314.1	2352.5	2662.3	3112.6	3483.3	3670.5	3671.5	3580.7	3251.2	2726.0	2098.8
57.5°	2750.3	2765.3	3054.6	3514.2	3864.3	3992.6	3983.2	3850.3	3470.2	2931.0	2309.4
60°	3110.7	3145.4	3381.3	3808.1	4149.8	4237.8	4227.5	4051.5	3620.0	3050.8	2410.5
62.5°	3347.6	3364.4	3608.7	4018.8	4325.8	4399.8	4388.5	4224.7	3803.5	3259.6	2579.0
65°	3404.7	3432.8	3742.6	4159.2	4456.9	4623.5	4616.0	4528.0	4095.5	3414.0	2658.6
67.5°	3335.4	3382.2	3762.3	4255.6	4614.1	4752.7	4748.9	4572.0	4032.8	3314.8	2558.4
70°	3194.0	3234.3	3706.1	4245.3	4568.3	4605.7	4576.7	4374.5	3848.4	3150.0	2408.6
72.5°	2971.3	3039.6	3500.2	4010.3	4279.9	4304.3	4294.0	4046.9	3571.3	2866.4	2182.1
75°	2679.2	2762.5	3180.0	3592.8	3849.3	3891.5	3871.8	3655.6	3174.4	2511.6	1901.3
77.5°	2309.4	2356.2	2674.5	3066.7	3361.6	3369.1	3357.9	3116.3	2673.6	2103.5	1599.8
80°	1819.8	1847.9	2124.1	2450.8	2695.1	2725.1	2714.8	2551.9	2123.1	1664.4	1247.9
82.5°	1348.0	1329.3	1514.6	1782.4	2024.8	2026.7	2043.6	1862.9	1589.5	1207.6	893.1
85°	776.0	783.5	944.5	1127.1	1274.1	1359.2	1358.3	1271.3	1022.2	768.6	544.8
87.5°	216.2	233.1	335.1	487.7	554.2	602.9	585.1	528.0	426.9	241.5	138.5
90°	0.0	0.0	0.0	0.0	0.0	0.0	0.0	0.0	0.0	0.0	0.0



REPORT NUMBER: P880261

CATALOG NUMBER: EMM2-HSN-VA6-730-U-WT4

CANDELA DISTRIBUTION (continued):

	90°	95°	105°	115°	125°	135°	145°	155°	165°	175°	180°
0°	211.6	211.6	211.6	211.6	211.6	211.6	211.6	211.6	211.6	211.6	211.6
2.5°	214.4	213.4	212.5	211.6	209.7	209.7	208.8	209.7	209.7	209.7	209.7
5°	220.0	219.1	216.2	214.4	211.6	209.7	208.8	208.8	208.8	208.8	208.8
7.5°	229.3	228.4	223.7	220.0	216.2	214.4	212.5	211.6	210.6	209.7	210.6
10°	243.4	239.6	235.0	229.3	223.7	220.9	218.1	217.2	216.2	215.3	215.3
12.5°	259.3	256.5	248.1	240.6	235.0	230.3	226.5	224.7	223.7	222.8	222.8
15°	280.8	275.2	264.0	254.6	246.2	240.6	236.8	235.0	234.0	233.1	233.1
17.5°	305.2	297.7	282.7	270.5	261.2	253.7	249.0	246.2	244.3	245.3	246.2
20°	333.3	321.1	304.2	289.3	277.1	268.7	264.0	260.2	258.4	259.3	260.2
22.5°	366.0	352.9	328.6	310.8	295.8	285.5	280.8	278.0	276.2	275.2	273.3
25°	403.5	386.6	358.5	334.2	316.4	306.1	300.5	298.6	296.8	294.9	294.9
27.5°	448.4	428.7	390.4	364.2	342.6	332.3	325.8	323.0	323.0	320.2	320.2
30°	500.8	474.6	427.8	393.2	371.6	358.5	351.0	350.1	348.2	351.0	351.0
32.5°	563.5	528.0	470.9	430.6	406.3	394.1	386.6	384.7	381.9	383.8	389.4
35°	642.2	596.3	528.0	480.2	450.3	438.1	428.7	427.8	423.1	427.8	420.3
37.5°	730.2	679.6	588.8	532.7	499.9	485.8	479.3	476.5	475.5	475.5	469.9
40°	837.8	777.0	666.5	597.2	559.8	543.0	536.4	535.5	533.6	540.1	533.6
42.5°	970.8	878.1	747.0	668.4	630.0	612.2	604.7	601.9	606.6	609.4	608.5
45°	1118.7	1018.5	850.0	759.2	715.2	697.4	687.1	684.3	686.2	686.2	695.5
47.5°	1289.0	1171.1	967.9	858.4	818.2	796.6	790.1	780.7	776.0	774.2	790.1
50°	1466.9	1319.9	1088.7	966.1	929.6	912.7	914.6	895.9	889.3	881.8	880.0
52.5°	1645.7	1479.1	1226.3	1115.9	1073.7	1082.2	1078.4	1058.8	1020.4	1011.0	988.5
55°	1860.1	1658.8	1358.3	1226.3	1189.8	1196.4	1211.3	1211.3	1202.9	1182.3	1164.5
57.5°	2041.7	1807.7	1457.5	1292.8	1261.0	1277.8	1307.8	1330.2	1349.9	1364.9	1363.9
60°	2142.8	1899.4	1522.1	1343.3	1305.9	1338.7	1383.6	1422.0	1464.1	1508.1	1506.2
62.5°	2282.3	2027.6	1637.3	1433.2	1368.6	1378.9	1430.4	1496.9	1535.2	1571.7	1582.0
65°	2318.8	2051.0	1680.3	1496.9	1444.4	1446.3	1480.9	1535.2	1568.0	1577.4	1583.0
67.5°	2220.5	1948.1	1609.2	1459.4	1431.3	1457.5	1513.7	1556.8	1561.5	1539.0	1537.1
70°	2072.6	1821.7	1496.9	1371.4	1353.6	1393.9	1467.8	1519.3	1508.1	1462.2	1459.4
72.5°	1863.8	1630.7	1346.1	1255.3	1237.6	1288.1	1353.6	1407.9	1391.1	1356.4	1353.6
75°	1612.9	1394.8	1163.6	1096.2	1095.3	1150.5	1207.6	1240.4	1239.4	1215.1	1207.6
77.5°	1340.5	1163.6	958.6	897.7	920.2	972.6	1014.8	1039.1	1030.7	1022.2	1019.4
80°	1049.4	892.1	739.5	703.0	737.7	755.5	800.4	798.5	803.2	785.4	798.5
82.5°	747.0	643.1	529.8	513.9	518.6	554.2	578.5	575.7	563.5	550.4	544.8
85°	453.1	396.0	339.8	317.3	333.3	330.5	345.4	333.3	325.8	319.2	324.8
87.5°	125.4	108.6	103.9	74.9	92.7	73.0	76.8	53.4	46.8	56.2	48.7
90°	0.0	0.0	0.0	0.0	0.0	0.0	0.0	0.0	0.0	0.0	0.0

LM-79-2019: Approved Method: Electrical and Photometric Measurements of Solid-
State Lighting Products

Report Prepared for

Cooper Lighting Solutions

Streetworks

Report Number: SP1-2407-176-3

Test Date: 09/24/2024

Luminaire Tested: MEM2-HTN-VA-30-730-U-WQ

Data in this report applies to families of products including MEM2-HTN-VA-30-730-U-WQ

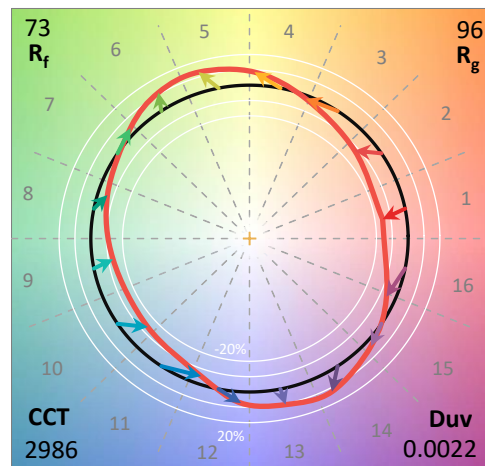
Test Information

Test Method: LM-79-2019
 Report Number: SP1-2407-176-3
 Test Lab: COOPER LIGHTING SOLUTIONS
 Photometer: SP1 - 76IN SPHERE
 Measurement Geometry: 4π
 Issue Date: 09/27/2024
 Manufacturer: COOPER LIGHTING SOLUTIONS
 Product Line: Streetworks
 Catalog Number: **MEM2-HTN-VA-30-730-U-WQ**
 Description: EPIC MODERN VISUAL COMFORT 30W WAVESTREAM WIDE

Spectral Parameters

CCT (K): 2986
 CIE u': 0.2503
 CIE v': 0.5248
 Duv: 0.0022
 CIE x: 0.4413
 CIE y: 0.4112
 CIE z: 0.1476
 Peak Wavelength (nm): 596
 Dominant Wavelength (nm): 582
 Purity: 55.87534
 R_f: 73.2
 R_g: 95.9

CRI (Ra):	71.3		
R1:	68.5	R9:	-25.2
R2:	79.2	R10:	51.0
R3:	88.4	R11:	63.6
R4:	69.4	R12:	39.8
R5:	66.3	R13:	69.9
R6:	70.0	R14:	92.9
R7:	80.1	R15:	61.4
R8:	48.3		



Test Conditions

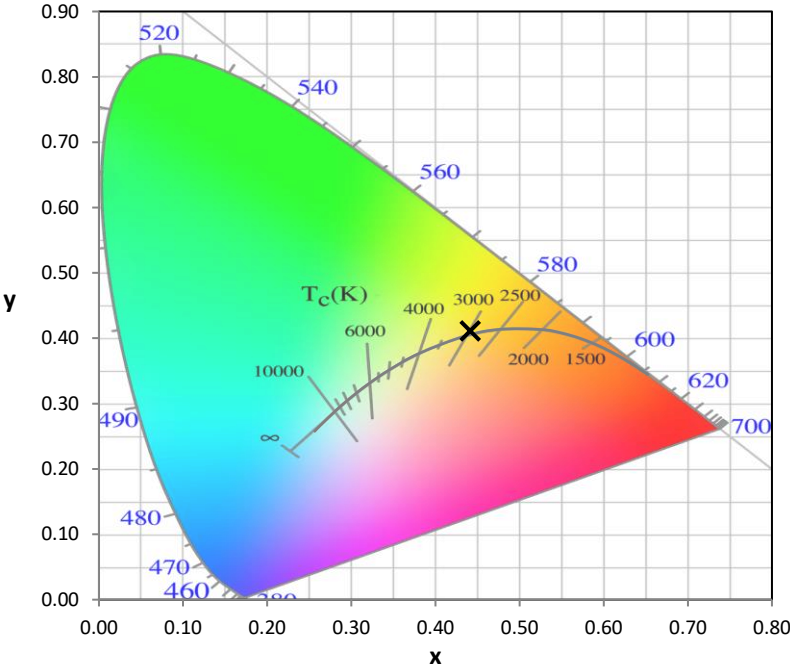
Stabilization Time: 27M
 Operation Time: 1H 27M
 Sphere Temperature (°C): 25.2

REPORT NUMBER: SP1-2407-176-3

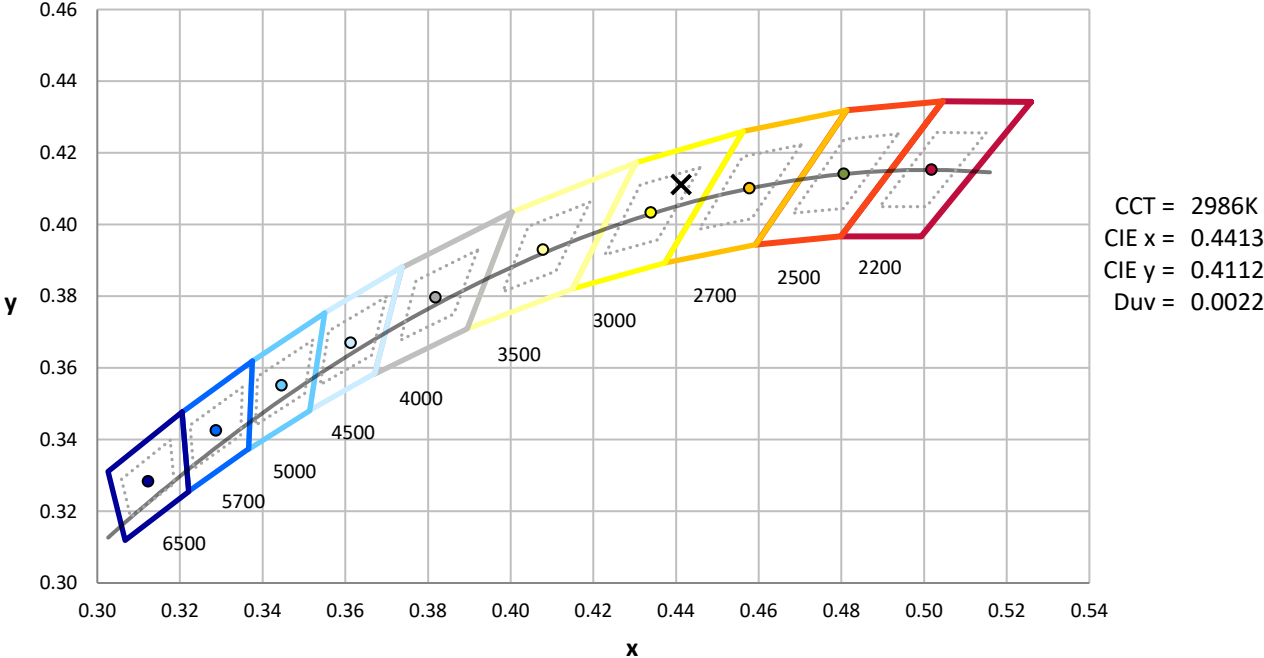
Measurement and Test Equipment			
Instrument	Identification Number	Calibration Date	Calibration Due Date
Photometer	IN0058	6/18/2024	12/18/2024
Power Meter	INXT2011004	2/8/2024	2/8/2025
AC Power Source	IN0063	10/24/2023	10/24/2024
DC Power Source	IN0208	10/24/2023	10/24/2024
Sphere Thermometer	IN0085	10/24/2023	10/24/2024
Room Thermometer	IN0046	10/24/2023	10/24/2024

REPORT NUMBER: SP1-2407-176-3

CIE 1931 Chromaticity Diagram



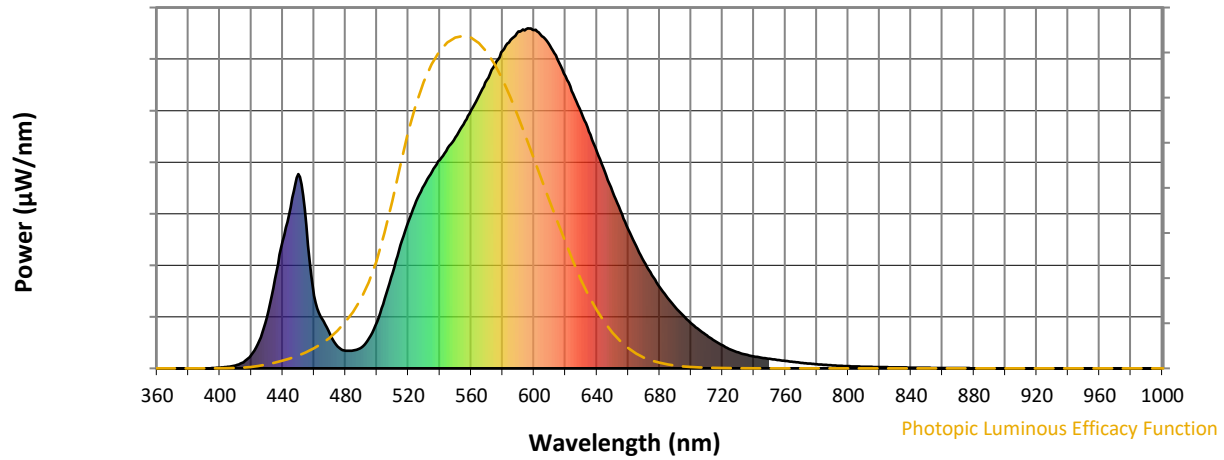
CIE 1931 Chromaticity Diagram with 2017 ANSI 7-Step and 4-Step Quadrangles



Point lies inside the ANSI 3000K 4-step quadrangle

REPORT NUMBER: SP1-2407-176-3

Photopic Flux vs. Wavelength

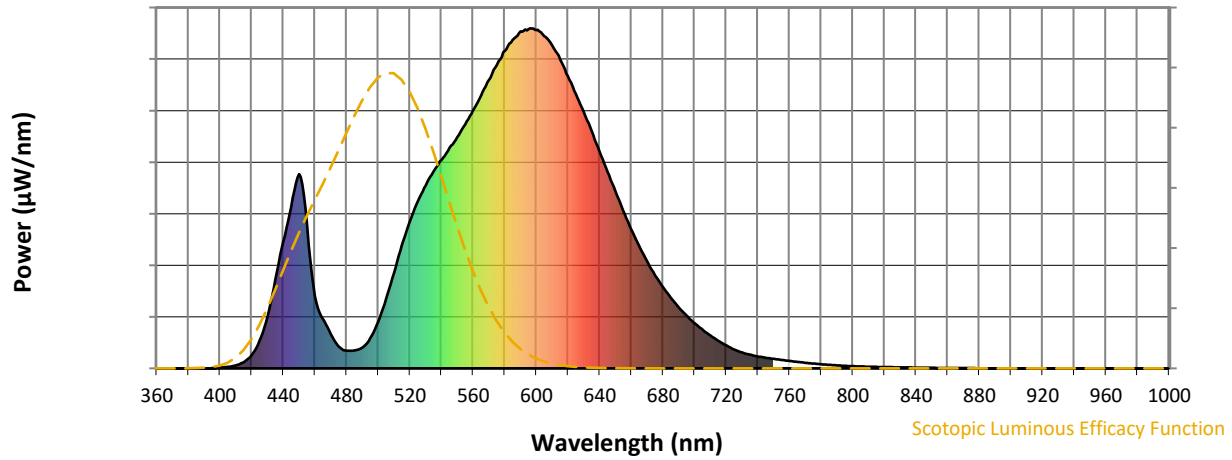


Photopic Lumens: NR

λ (nm)	Power W [^] /nm	Lumens (ϕ /nm)	λ (nm)	Power W [^] /nm	Lumens (ϕ /nm)	λ (nm)	Power W [^] /nm	Lumens (ϕ /nm)	λ (nm)	Power W [^] /nm	Lumens (ϕ /nm)	λ (nm)	Power W [^] /nm	Lumens (ϕ /nm)
360	0	NR	490	61	NR	620	859	NR	750	28	NR	880	0	NR
365	0	NR	495	88	NR	625	807	NR	755	25	NR	885	0	NR
370	0	NR	500	137	NR	630	753	NR	760	22	NR	890	0	NR
375	0	NR	505	205	NR	635	697	NR	765	19	NR	895	0	NR
380	0	NR	510	281	NR	640	637	NR	770	16	NR	900	0	NR
385	0	NR	515	363	NR	645	578	NR	775	14	NR	905	0	NR
390	0	NR	520	432	NR	650	520	NR	780	12	NR	910	0	NR
395	1	NR	525	492	NR	655	463	NR	785	10	NR	915	0	NR
400	2	NR	530	539	NR	660	409	NR	790	9	NR	920	0	NR
405	4	NR	535	579	NR	665	359	NR	795	8	NR	925	0	NR
410	9	NR	540	613	NR	670	315	NR	800	6	NR	930	0	NR
415	18	NR	545	648	NR	675	274	NR	805	6	NR	935	0	NR
420	39	NR	550	680	NR	680	239	NR	810	5	NR	940	0	NR
425	81	NR	555	717	NR	685	207	NR	815	4	NR	945	0	NR
430	151	NR	560	759	NR	690	180	NR	820	4	NR	950	0	NR
435	263	NR	565	803	NR	695	155	NR	825	3	NR	955	0	NR
440	375	NR	570	848	NR	700	133	NR	830	3	NR	960	0	NR
445	474	NR	575	892	NR	705	114	NR	835	3	NR	965	0	NR
450	571	NR	580	933	NR	710	97	NR	840	2	NR	970	0	NR
455	421	NR	585	966	NR	715	81	NR	845	2	NR	975	0	NR
460	214	NR	590	991	NR	720	67	NR	850	2	NR	980	0	NR
465	146	NR	595	998	NR	725	55	NR	855	1	NR	985	0	NR
470	101	NR	600	995	NR	730	47	NR	860	1	NR	990	0	NR
475	64	NR	605	977	NR	735	40	NR	865	1	NR	995	0	NR
480	52	NR	610	949	NR	740	35	NR	870	1	NR	1000	0	NR
485	53	NR	615	908	NR	745	31	NR	875	1	NR			

REPORT NUMBER: SP1-2407-176-3

Scotopic Flux vs. Wavelength



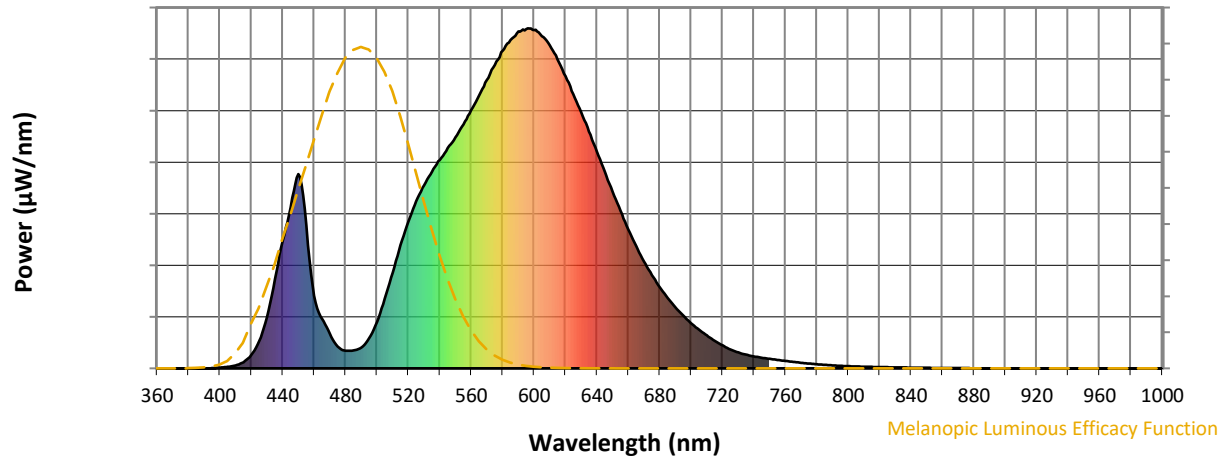
Scotopic Lumens: NR

S/P: 1.15

λ (nm)	Power W [^] /nm	Lumens (ϕ /nm)	λ (nm)	Power W [^] /nm	Lumens (ϕ /nm)	λ (nm)	Power W [^] /nm	Lumens (ϕ /nm)	λ (nm)	Power W [^] /nm	Lumens (ϕ /nm)	λ (nm)	Power W [^] /nm	Lumens (ϕ /nm)
360	0	NR	490	61	NR	620	859	NR	750	28	NR	880	0	NR
365	0	NR	495	88	NR	625	807	NR	755	25	NR	885	0	NR
370	0	NR	500	137	NR	630	753	NR	760	22	NR	890	0	NR
375	0	NR	505	205	NR	635	697	NR	765	19	NR	895	0	NR
380	0	NR	510	281	NR	640	637	NR	770	16	NR	900	0	NR
385	0	NR	515	363	NR	645	578	NR	775	14	NR	905	0	NR
390	0	NR	520	432	NR	650	520	NR	780	12	NR	910	0	NR
395	1	NR	525	492	NR	655	463	NR	785	10	NR	915	0	NR
400	2	NR	530	539	NR	660	409	NR	790	9	NR	920	0	NR
405	4	NR	535	579	NR	665	359	NR	795	8	NR	925	0	NR
410	9	NR	540	613	NR	670	315	NR	800	6	NR	930	0	NR
415	18	NR	545	648	NR	675	274	NR	805	6	NR	935	0	NR
420	39	NR	550	680	NR	680	239	NR	810	5	NR	940	0	NR
425	81	NR	555	717	NR	685	207	NR	815	4	NR	945	0	NR
430	151	NR	560	759	NR	690	180	NR	820	4	NR	950	0	NR
435	263	NR	565	803	NR	695	155	NR	825	3	NR	955	0	NR
440	375	NR	570	848	NR	700	133	NR	830	3	NR	960	0	NR
445	474	NR	575	892	NR	705	114	NR	835	3	NR	965	0	NR
450	571	NR	580	933	NR	710	97	NR	840	2	NR	970	0	NR
455	421	NR	585	966	NR	715	81	NR	845	2	NR	975	0	NR
460	214	NR	590	991	NR	720	67	NR	850	2	NR	980	0	NR
465	146	NR	595	998	NR	725	55	NR	855	1	NR	985	0	NR
470	101	NR	600	995	NR	730	47	NR	860	1	NR	990	0	NR
475	64	NR	605	977	NR	735	40	NR	865	1	NR	995	0	NR
480	52	NR	610	949	NR	740	35	NR	870	1	NR	1000	0	NR
485	53	NR	615	908	NR	745	31	NR	875	1	NR			

REPORT NUMBER: SP1-2407-176-3

Melanopic Flux vs. Wavelength



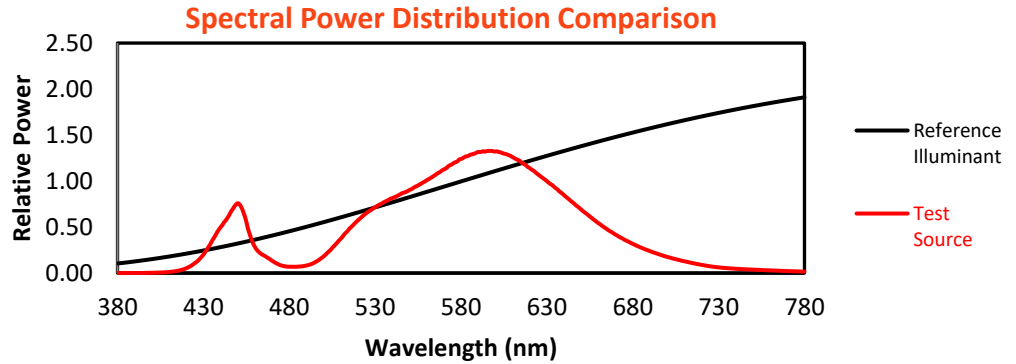
Melanopic Lumens: NR

M/P: 2.01

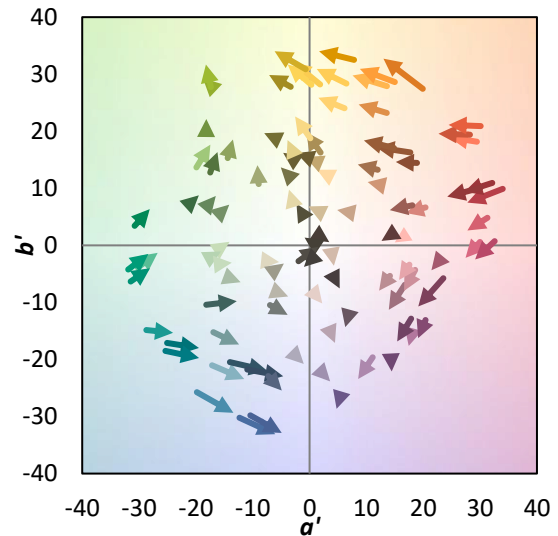
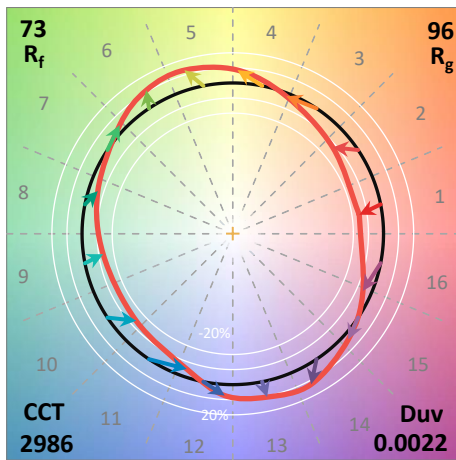
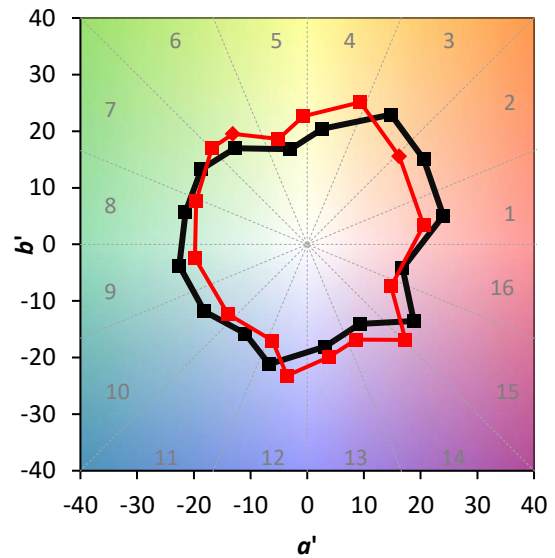
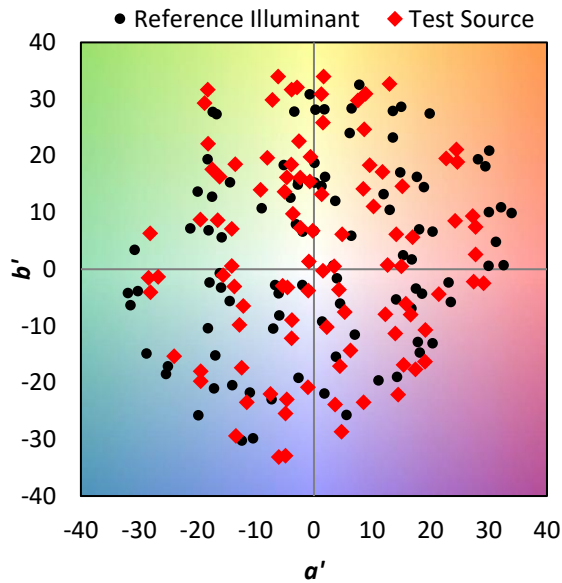
λ (nm)	Power W [^] /nm	Lumens (φ/nm)	λ (nm)	Power W [^] /nm	Lumens (φ/nm)	λ (nm)	Power W [^] /nm	Lumens (φ/nm)	λ (nm)	Power W [^] /nm	Lumens (φ/nm)	λ (nm)	Power W [^] /nm	Lumens (φ/nm)
360	0	NR	490	61	NR	620	859	NR	750	28	NR	880	0	NR
365	0	NR	495	88	NR	625	807	NR	755	25	NR	885	0	NR
370	0	NR	500	137	NR	630	753	NR	760	22	NR	890	0	NR
375	0	NR	505	205	NR	635	697	NR	765	19	NR	895	0	NR
380	0	NR	510	281	NR	640	637	NR	770	16	NR	900	0	NR
385	0	NR	515	363	NR	645	578	NR	775	14	NR	905	0	NR
390	0	NR	520	432	NR	650	520	NR	780	12	NR	910	0	NR
395	1	NR	525	492	NR	655	463	NR	785	10	NR	915	0	NR
400	2	NR	530	539	NR	660	409	NR	790	9	NR	920	0	NR
405	4	NR	535	579	NR	665	359	NR	795	8	NR	925	0	NR
410	9	NR	540	613	NR	670	315	NR	800	6	NR	930	0	NR
415	18	NR	545	648	NR	675	274	NR	805	6	NR	935	0	NR
420	39	NR	550	680	NR	680	239	NR	810	5	NR	940	0	NR
425	81	NR	555	717	NR	685	207	NR	815	4	NR	945	0	NR
430	151	NR	560	759	NR	690	180	NR	820	4	NR	950	0	NR
435	263	NR	565	803	NR	695	155	NR	825	3	NR	955	0	NR
440	375	NR	570	848	NR	700	133	NR	830	3	NR	960	0	NR
445	474	NR	575	892	NR	705	114	NR	835	3	NR	965	0	NR
450	571	NR	580	933	NR	710	97	NR	840	2	NR	970	0	NR
455	421	NR	585	966	NR	715	81	NR	845	2	NR	975	0	NR
460	214	NR	590	991	NR	720	67	NR	850	2	NR	980	0	NR
465	146	NR	595	998	NR	725	55	NR	855	1	NR	985	0	NR
470	101	NR	600	995	NR	730	47	NR	860	1	NR	990	0	NR
475	64	NR	605	977	NR	735	40	NR	865	1	NR	995	0	NR
480	52	NR	610	949	NR	740	35	NR	870	1	NR	1000	0	NR
485	53	NR	615	908	NR	745	31	NR	875	1	NR			

Summary

$R_f = 73.2$
 $R_g = 95.9$
 $CIE R_a = 71.3$
 $R_9 = -25.2$

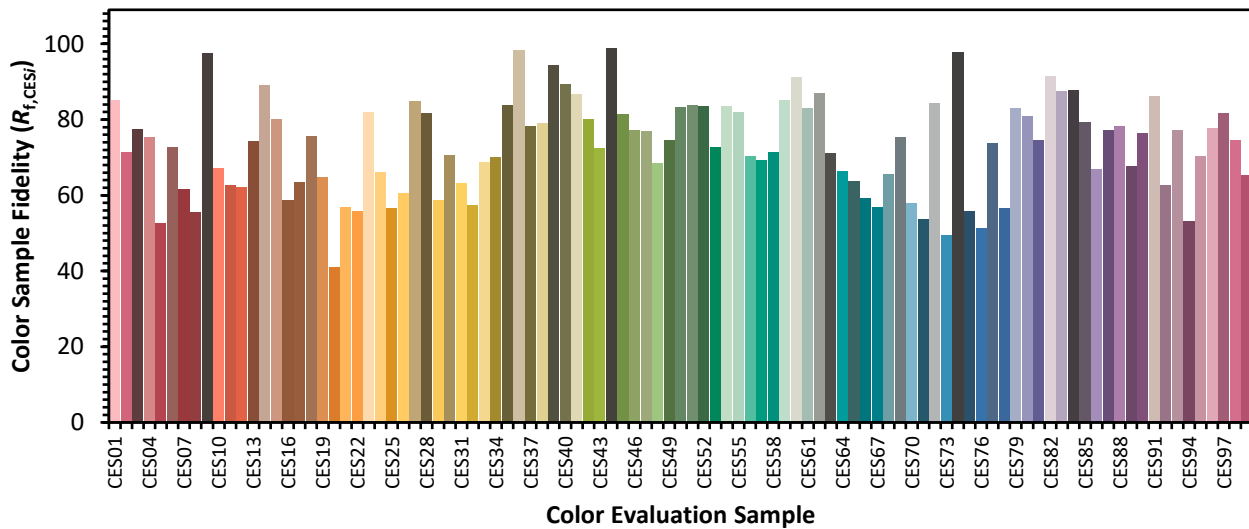


Color Vector Graphics

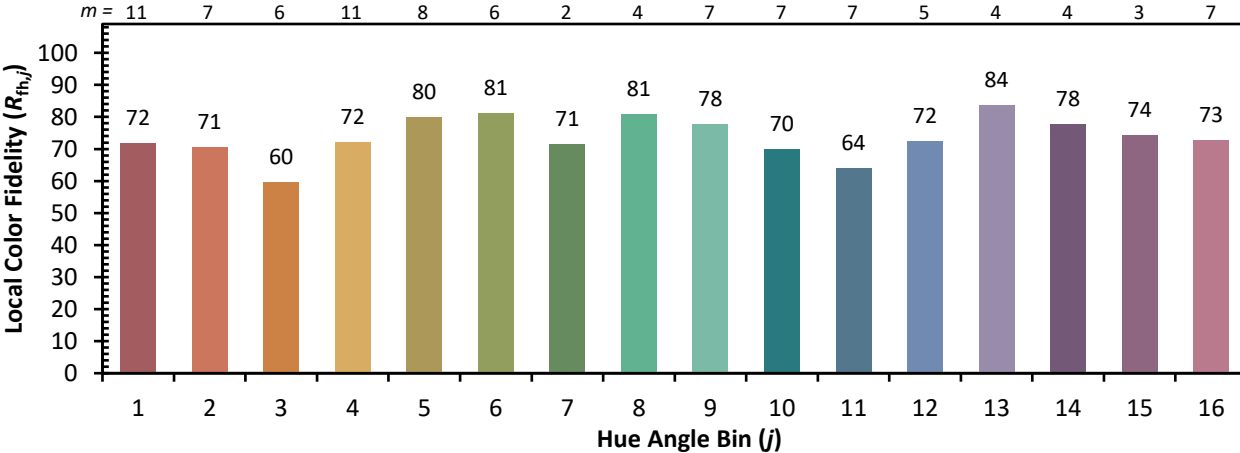
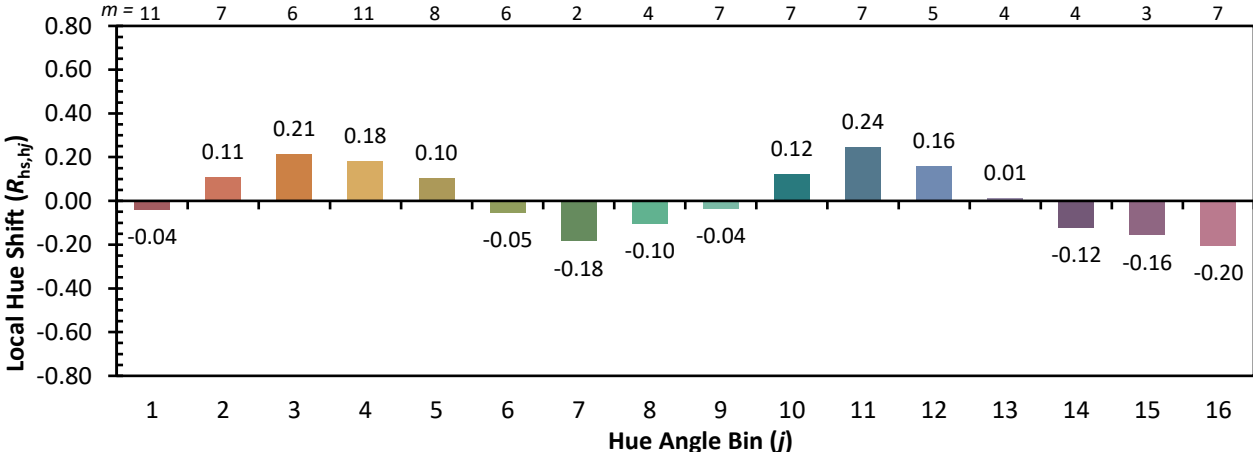
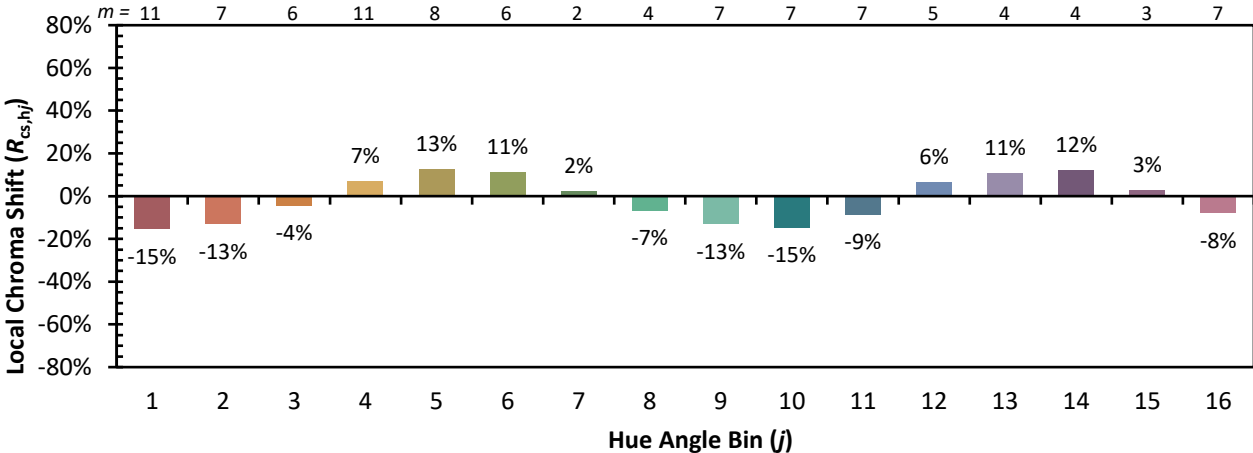


Individual Sample Fidelity Index ($R_{f,i}$)

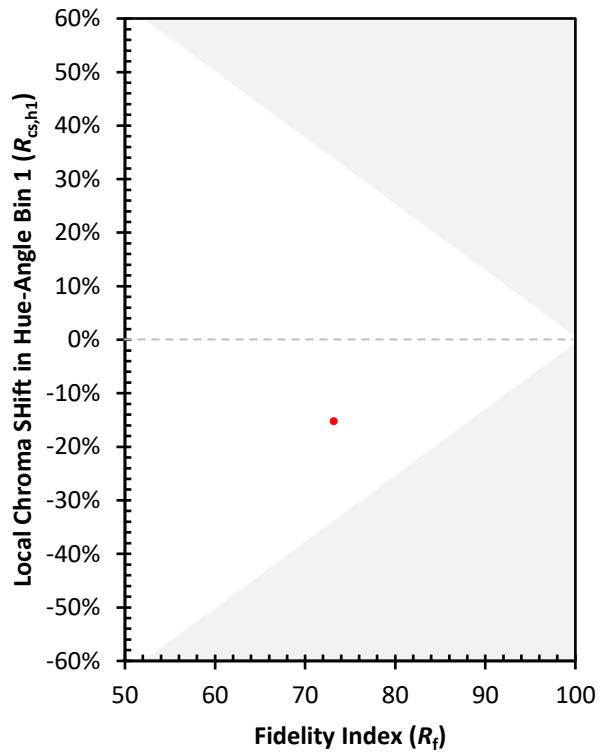
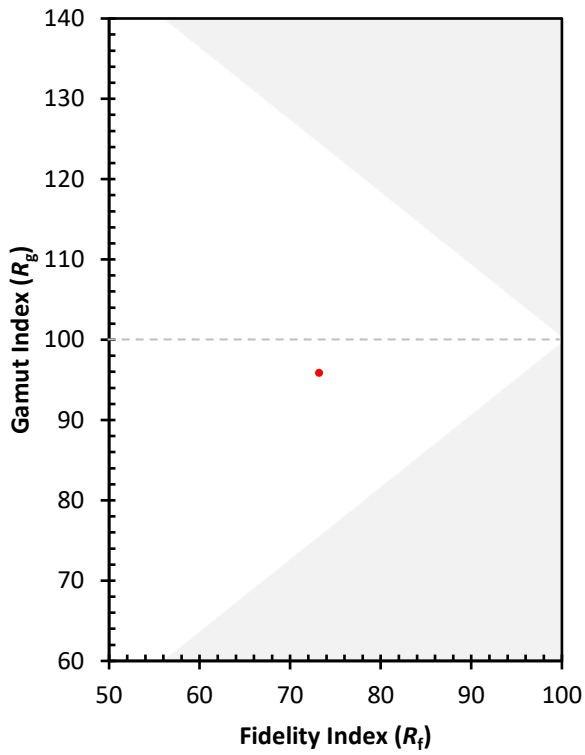
CES01 = 86	CES26 = 61	CES51 = 84	CES76 = 51
CES02 = 62	CES27 = 85	CES52 = 84	CES77 = 74
CES03 = 31	CES28 = 82	CES53 = 73	CES78 = 56
CES04 = 71	CES29 = 59	CES54 = 84	CES79 = 83
CES05 = 49	CES30 = 71	CES55 = 82	CES80 = 81
CES06 = 51	CES31 = 63	CES56 = 70	CES81 = 75
CES07 = 41	CES32 = 57	CES57 = 69	CES82 = 92
CES08 = 40	CES33 = 69	CES58 = 71	CES83 = 88
CES09 = 29	CES34 = 70	CES59 = 85	CES84 = 88
CES10 = 76	CES35 = 84	CES60 = 91	CES85 = 79
CES11 = 59	CES36 = 98	CES61 = 83	CES86 = 67
CES12 = 65	CES37 = 78	CES62 = 87	CES87 = 77
CES13 = 43	CES38 = 79	CES63 = 71	CES88 = 78
CES14 = 74	CES39 = 94	CES64 = 66	CES89 = 68
CES15 = 71	CES40 = 89	CES65 = 64	CES90 = 76
CES16 = 47	CES41 = 87	CES66 = 59	CES91 = 86
CES17 = 50	CES42 = 80	CES67 = 57	CES92 = 63
CES18 = 56	CES43 = 73	CES68 = 66	CES93 = 77
CES19 = 73	CES44 = 99	CES69 = 75	CES94 = 53
CES20 = 66	CES45 = 81	CES70 = 58	CES95 = 70
CES21 = 87	CES46 = 77	CES71 = 54	CES96 = 78
CES22 = 79	CES47 = 77	CES72 = 84	CES97 = 82
CES23 = 92	CES48 = 68	CES73 = 49	CES98 = 75
CES24 = 91	CES49 = 74	CES74 = 98	CES99 = 65
CES25 = 73	CES50 = 83	CES75 = 56	



Color Rendition by Hue-Angle Bin



Measure Comparisons



(END OF REPORT)